

**SINGER**  
**17W15**

# LIST OF PARTS



## MACHINE No. 17w15

---

THE SINGER MANUFACTURING COMPANY

### INDEX

	Page
Accessories.....	14
Bobbin Winder.....	14
Foot Lifter.....	15
Machine No.17w15.....	5
Numerical List of Parts.....	17

From the library of: **Diamond Needle Corp**

# INSTRUCTIONS FOR ORDERING

In ordering from this list, use ONLY the PART number in the FIRST column.

The number stamped on a Sewing Machine Part is the number of the Single Part only, except when the part includes Set Screws, Clamping Screws, Studs and Rollers Spun on, Small Wires riveted, or Parts soldered together, etc., which it is necessary to furnish in combination.

Every combination of parts sent out has its specific number which, although not stamped on Parts (except in above case), must be used when ordering the combination.

Each number always indicates the SAME PART in whatever list it appears, or for whatever Machine.

The letters after some of the numbers indicate the style of finish only, as follows:

- A. Hardened, Polished, Nickel Plated and Buffed.
- B. Polished, Nickel Plated and Buffed.
- C. Hardened only.
- D. Polished only.
- E. Soft, not polished.
- F. Hardened and Polished.
- H. Blued.
- J. Nickel Plated only.
- R. Merlized.
- X. Black Oxide.
- XC. Hardened and Black Oxide.
- Y. Black Nickel only.

These letters MUST BE USED when they appear in the list and AFTER the number, as in the list.

In this series:

200001 to 201500 and 350001 to 351500 are Screw Numbers.  
 201501 to 201800 and 351501 to 351800 are Nut Numbers.  
 201801 to 202000 and 351801 to 352000 are Roller Numbers.  
 202001 to 350000 are Numbers of Machine Parts.


The figures in the second column refer only to the plate in which the illustration of the part is shown and are NOT TO BE USED in ordering.

Two or more numbers over a cut indicate that the difference between such parts is not visible in an illustration.

Parts marked with an asterisk (\*) are furnished when repairs are made at the factory.

## LIST OF PARTS COMPLETE

FOR



### MACHINE No. 17w15

FOR TACKING THE ENDS OF ROPE AND

ELECTRIC LAMP CORDS

MAKES TWO STITCH TACK, LENGTH OF TACK

IS CONTROLLED BY THE OPERATOR

No.	Plate	Name
*234664	----	Arm with 200431C, 202036 and 234665
204163	12869	" Cap
200778H	12869	" " Screw
202748	12869	" " Washer
204235	12876	" Position Pin (2)
200010E	12876	" Screw (3)
202005	12876	" " Washer (3)
206112	12869	" Shaft
234665	12869	" " Bushing (front)
200431C	12869	" " " Position Screw
204706	12869	" " Connection with four 200054E (2)
200054E	12869	Arm Shaft Connection Screw
215672	12869	Balance Wheel, 7 in. diam., (belt groove 4-3/4 in. diam.) with 200335C and 200338C

From the library of: Diamond Needle Corp.

## PARTS FOR MACHINE NO. 17w15

No.	Plate	Name
200926H	12869	Balance Wheel Adjusting Screw
200338C	12869	" " Position Screw
200335C	12869	" " Set Screw
*204872	-----	Bed with 203376,204245,204393 and two 200516E
202258	12876	Bed Hinge Connection (2)
200570E	12876	" " " Screw (4)
206105	12876	" Slide (back)
204739	12876	" " (front)
204178	12871	Bobbin
208384	12871	" Case (solid center bearing) with 204181
204181	12871	Bobbin Case Position Finger
204182	12871	" " Tension Spring
200598C	12871	" " " " Regulating Screw
200592C	12871	Bobbin Case Tension Spring Screw
208385	12871	Bobbin Case complete, Nos. 200592C, 200598C, 204182 and 208384
206626	12873	Face Plate with 200366H, 200368H, 202087, 202090, 204185, 204281, 204730 and three 200397H
200053C	12873	Face Plate Screw
204185	12873	" " Thread Guide
200397H	12873	" " " " Set Screw
206627	12873	Face Plate complete, Nos. 200286F, 200577XC, 201527h, 204059, 204731, 204795, 204934, 206007, 206626 and 206639
204875	12870	Feed Bar with 204189
206594	12870	" " 204875 with 200214E, 201525E and 204877
200214E	12870	Feed Bar Hinge Screw
201525E	12870	" " " " Nut
204188	12870	" " Spring
204189	12870	" " " Hook
234656	12877	" Dog
200106E	12877	" " Screw (2)
206015	12872	" Driving Cam with 200378C and 200437C
206079	12872	Feed Driving Cam Fork Lever with 204293 and 204928
204193	12870	Feed Driving Cam Fork Lever Connection with 200668C and 201525E
204194	12872	Feed Driving Cam Fork Lever Connection Clamp with 200031F
200031F	12872	Feed Driving Cam Fork Lever Connection Clamp Pinch Screw
200668C	12870	Feed Driving Cam Fork Lever Connection Clamp Screw Stud
201525E	12870	Feed Driving Cam Fork Lever Connection Clamp Screw Stud Nut
200002E	12870	Feed Driving Cam Fork Lever Connection Hinge Screw
201522E	12870	Feed Driving Cam Fork Lever Connection Hinge Screw Nut

## PARTS FOR MACHINE NO. 17w15

No.	Plate	Name
*204928	-----	Feed Driving Cam Fork Lever Shaft
204197	12872	" " " " " Collar with 200113F
200113F	12872	Feed Driving Cam Fork Lever Shaft Collar Set Screw
204293	12872	Feed Driving Cam Fork Lever Shaft Position Pin
204968	12872	Feed Driving Cam Fork Lever Shaft Sleeve (split)
200043C	12872	Feed Driving Cam Fork Lever Shaft Sleeve Set Screw
201524E	12872	Feed Driving Cam Fork Lever Shaft Sleeve Set Screw Nut
206080	12872	Feed Driving Cam Fork Lever complete, Nos. 204194 and 206079
200437C	12872	Feed Driving Cam Position Screw
200378C	12872	" " " Set Screw
204294	12870	" " Rock Shaft
206555	12870	" " " " 204294 with 200002E, 201522E and 204193
202305	12870	Feed Driving Rock Shaft Center (2)
200043C	12870	" " " " Set Screw (2)
204877	12870	Feed Driving Rock Shaft Crank with 204189 (on right side) and two 200383C
200383C	12870	Feed Driving Rock Shaft Crank Set Screw
206016	12872	Feed Lifting Cam Crank with 200335C, 200431C, 200669C and 201530E
200431C	12872	Feed Lifting Cam Crank Position Screw
200335C	12872	" " " " Set Screw
204202	12870	" " " Fork with 200027E
200027E	12870	" " " " Pinch Screw
204878	12870	" " Rock Shaft with 204264
204503	12870	" " " " 204878 with 201343D and 204204
202305	12870	Feed Lifting Rock Shaft Center (2)
200043C	12870	" " " " Set Screw (2)
204204	12870	Feed Lifting Rock Shaft Slide Block
201343D	12870	" " " " " Hinge Screw
204264	12870	Feed Lifting Rock Shaft Slide Block Position Pin
204206	12869	Feed Regulating Handle
204713	12869	" " " 204206 with 200098F, 202622, 204208, 204209, 204213, 204714 and 204925
204208	12869	Feed Regulating Handle Adjustable Stop
200098F	12869	" " " " " Screw
204925	12869	Feed Regulating Handle Adjustable Stop Screw Washer
204209	12869	Feed Regulating Handle Position Pin
204714	12869	" " " Shaft
204211	12869	" " " " Crank with 200098F

## PARTS FOR MACHINE NO. 17w15

No.	Plate	Name
204212	12869	Feed Regulating Handle Shaft Crank Link
200271E	12869	Feed Regulating Handle Shaft Crank Link Hinge Screw (lower)
200291E	12869	Feed Regulating Handle Shaft Crank Link Hinge Screw (upper)
200098F	12869	Feed Regulating Handle Shaft Crank Set Screw
204213	12869	Feed Regulating Handle Shaft Sleeve (split)
200362C	12869	Feed Regulating Handle Shaft Sleeve Set Screw
202622	12869	Feed Regulating Handle Shaft Sleeve Washer
202036	12869	Feed Regulating Handle Stop Pin
204715	12869	Feed Regulating Handle complete, Nos. 200291E, 204211, 204212 and 204713
206638	12876	Foot Lifter Lifting Lever
200262H	12876	" " " " Hinge Screw
227569	12876	" " " " Rod with 202302
204126	12876	Foot Lifter Lifting Lever Rod Clamp with two 200530C
227316	12876	Foot Lifter Lifting Lever Rod Clamp Hook
227576	12876	Foot Lifter Lifting Lever Rod Clamp Hook 227316 with 204126
200530C	12876	Foot Lifter Lifting Lever Rod Clamp Set Screw
202302	12876	Foot Lifter Lifting Lever Rod Cotter Pin
206628	12876	Foot Lifter Lifting Lever Rod Spring
227227	12876	" " " " " "
200113F	12876	Foot Lifter Lifting Lever Rod Spring Collar with 200113F
206640	12876	Foot Lifter Lifting Lever complete, Nos. 200262H, 206628, 206638, 227227, 227569 and 227576
204935	12871	Hook (sewing) with 204217
204217	12871	" Bobbin Case Stud
204936	12871	" Bracket with 200379C, two 200380C and three 204234
204937	12871	Hook Bracket 204936 with 204941
204938	12871	" " 204937 with 204224, 204225, 204539, 204942, two each 204223 and 204231
200379C	12871	Hook Bracket Adjusting Screw (lower)
200380C	12871	" " " " (upper)
204539	12871	" " Bobbin Case Stop (hinged)
204223	12871	" " " " Hinge Pin
204224	12871	" " " " Latch
204223	12871	" " " " Hinge Pin
204225	12871	Hook Bracket Bobbin Case Stop Latch Spring
200085C	12871	Hook Bracket Screw (2)

## PARTS FOR MACHINE NO. 17w15

No.	Plate	Name
204939	12871	Hook Bracket complete, Nos. 204935 and 204938
234660	12871	Hook Driver with 204242 and 204243
204885	12872	" " Bevel Gear, 25 teeth with two 200348C
200348C	12872	Hook Driver Bevel Gear Set Screw
208246	12872	" " Crank
204240	12872	" " " 208246 with 200378C, 200662C, 201530E and two 200348C
204241	12872	Hook Driver Crank Link
200663C	12872	" " " " Stud
201530E	12872	" " " " Nut
200348C	12872	" " " Set Screw (long)
200378C	12872	" " " " (short)
200662C	12872	" " " Stud
201530E	12872	" " " Nut
204243	12871	" " Pin
204242	12871	" " Washer
204887	12872	" Driving Bevel Gear (intermediate) 24 teeth
204888	12872	Hook Driving Bevel Gear (intermediate) Bracket
206078	12872	Hook Driving Bevel Gear (intermediate) Bracket 204888 with 200772C, 201516E and 204887
200041E	12872	Hook Driving Bevel Gear (intermediate) Bracket Screw (2)
200772C	12872	Hook Driving Bevel Gear (intermediate) Bracket Screw Stud
201516E	12872	Hook Driving Bevel Gear (intermediate) Bracket Screw Stud Nut
204890	12872	Hook Driving Bevel Gear (intermediate) Oil Guard
200113F	12872	Hook Driving Bevel Gear (intermediate) Oil Guard Screw (2)
204886	12872	Hook Driving Bevel Gear Shaft, 25 teeth
204393	12872	" " " " Bushing
204891	12872	" " Shaft
204245	12872	" " " Bearing
202126	12872	" " " Position Pin
200516E	12872	" " " Screw (2)
204246	12872	" " " Collar with two 200383C
200383C	12872	" " " Set Screw
204941	12871	" Race .156 in. thick, 1.906 in. diam.
204942	12871	" " Cap (iron)
204230	12871	" " Spring
204231	12871	" " " 204230 with 200792E
200792E	12871	" " " Screw
204234	12871	" " Position Pin
204716	12874	Needle Bar (hollow) with 200125F, 200175D and 204250
206023	12874	Needle Bar Connecting Link
206028	12874	" " " Guard
200577XC	12874	" " " " Screw
200237C	12874	Needle Bar Connecting Link Hinge Screw Stud

No.	Plate	Name
200346C	12874	Needle Bar Connecting Link Hinge Screw Stud Set Screw
204479	12874	Needle Bar Connecting Link Hinge Screw Stud Set Screw Packing (brass)
234666	12874	Needle Bar Connecting Stud with two 200387C
200387C	12874	Needle Bar Connecting Stud Set Screw
206633	12874	" " " Frame
206173	12874	" " " Cam Gear, 72 teeth
206128	12874	" " " " " Cover
206174	12874	" " " " " " 206128 with 200062H, 200102E, 200778H, 200813H, 201517H, 201520H, 206131, 206133, 206134 and 206173
206175	-----	Needle Bar Frame Cam Gear Cover complete, Nos. 206126 and 206174
200574B	12874	Needle Bar Frame Cam Gear Cover Screw (3)
200778H	12874	Needle Bar Frame Cam Gear Eccentric Screw Stud
201517H	12874	Needle Bar Frame Cam Gear Eccentric Screw Stud Nut
206134	12874	Needle Bar Frame Cam Gear Eccentric Screw Stud Washer
*206130	-----	Needle Bar Frame Cam Gear Intermediate Pinion, 18 teeth
206131	12874	Needle Bar Frame Cam Gear Intermediate Pinion 206130 with 206132
*206132	-----	Needle Bar Frame Cam Gear Intermediate Pinion Bevel Gear, 20 teeth
200813H	12874	Needle Bar Frame Cam Gear Intermediate Pinion Screw Stud
201520H	12874	Needle Bar Frame Cam Gear Intermediate Pinion Screw Stud Nut
206133	12874	Needle Bar Frame Cam Gear Intermediate Pinion Screw Stud Washer
200102E	12874	Needle Bar Frame Cam Gear Intermediate Pinion Stop Screw
200062H	12874	Needle Bar Frame Cam Gear Stop Screw
221563	12869	" " " Driving Bevel Pinion (steel)
206126	12869	Needle Bar Frame Driving Bevel Pinion 221563 with two 200383C
200383C	12869	Needle Bar Frame Driving Bevel Pinion Set Screw
234668	12874	Needle Bar Frame Pitman with 200741C, 201531E, 204921 and two 200110B
200741C	12874	Needle Bar Frame Pitman Ball Screw
*204921	-----	" " " " " " " Cap
200110B	12874	" " " " " " " " Screw
201531E	12874	Needle Bar Frame Pitman Ball Screw Nut
204922	12874	" " " " " Connection (adjustable)
204841	12874	Needle Bar Frame Pitman Connection 204922 with 204923

No.	Plate	Name
234669	12874	Needle Bar Frame Pitman Connection 204841 with 204924, 234668 and two 200110B
204923	12874	Needle Bar Frame Pitman Connection Bearing
200110B	12874	Needle Bar Frame Pitman Connection Screw
204924	12874	Needle Bar Frame Pitman Connection Screw Washer
200791E	12874	Needle Bar Frame Pitman Connection Slide Screw
202108	12874	Needle Bar Frame Pitman Connection Slide Stop Pin
228026	12874	Needle Bar Frame Pitman Connection Slide Washer
201581B	12874	Needle Bar Frame Pitman Connection Slide Wing Nut
234667	12874	Needle Bar Frame Regulator with 201809, 202090, 202108 and 204928
201816	12874	Needle Bar Frame Regulator Roller
201809	12874	" " " " " 201816 with 202556
202556	12874	Needle Bar Frame Regulator Roller Stud
*204928	-----	" " " " " Shaft
202574	12874	" " " " " Collar with 200380C
200380C	12874	Needle Bar Frame Regulator Shaft Collar Set Screw
202090	12874	Needle Bar Frame Regulator Shaft Pin
200409C	12874	" " " " " Screw Center (lower or upper)
201517E	12874	Needle Bar Frame Screw Center Nut (lower or upper)
204250	12874	Needle Bar Thread Guide
200175D	12874	" " " " " Screw
200125F	12874	" Set Screw
204718	12875	Presser Bar (hollow) with 200074F
204719	12875	" " " Lifter
200550C	12875	" " " Hinge Screw
206635	12875	" " " Lifting Bracket with 200175E, 200198D, 200387C, 201822 and 206636
206636	12875	Presser Bar Lifting Bracket Plate
200175E	12875	" " " " " " Screw
207904	12875	" " " " " Position Guide
200362C	12875	Presser Bar Lifting Bracket Position Guide Set Screw
201822	12875	Presser Bar Lifting Bracket Roller
200198D	12875	" " " " " " Screw
200387C	12875	" " " " " " Set Screw
204327	12875	" " " Packing Washer (felt)
200504E	12875	" " " Screw Bushing (lower)
204721	12875	" " " Spring
200491H	12875	" " " Thumb Screw (pressure regulating)

From the library of Diamond Feed Corp

No.	Plate	Name
234658	12877	Presser Foot
200074F	12875	" " Screw
202068	12869	Spool Holder Base
200575H	12869	" " " Screw
204296	12869	" " Wire
200079H	12869	" " " Hinge Screw
204297	12869	Spool Holder complete, Nos. 200079H, 202068 and 204296
206643	12874	Take-up Cam
206030	12874	" " 206643 with 200237C, 200335C 200346C, 200383C, 200430C, 204479, 206023, 206028 and two 200577XC
200430C	12874	Take-up Cam Position Screw
200383C	12874	" " " " Check Screw
200335C	12874	" " Set Screw
234661	12874	" Lever
234662	12874	" " 234661 with 204723
204723	12874	" " Bearing with 204264
204264	12874	" " " Position Pin
200042F	12874	" " " Screw
201816	12874	" " Roller
234663	12874	Take-up Lever complete, Nos. 200042F, 201816 and 234662
244048	12873	Tension Disc
202090	12873	" " Position Pin
206007	12873	" Release Lever
200286F	12873	" " " Hinge Screw
201527E	12873	" " " " " Nut
204934	12873	" " " " " Washer
200650F	12875	" " " Switch Back Screw
		Stud
204987	12875	Tension Release Lever Switch Back Screw Stud Bracket
204988	12875	Tension Release Lever Switch Back Screw Stud Bracket 204987 with 200650F and 201525E
201525E	12875	Tension Release Lever Switch Back Screw Stud Nut
202407	12873	Tension Spring
200632H	12873	" Stud
200397H	12873	" " Set Screw
201572H	12873	" Thumb Nut
204271	12873	" Washer
206639	12873	Tension complete, Nos. 200632H, 201572H, 202407, 204271 and two 244048
204274	12873	Thread Controller Plate
200577XC	12873	" " " Screw
202098	12873	" " Roller
204275	12873	" " " Guard
202084	12873	" " " Washer
200300C	12873	" " " Screw
204726	12873	" " Spring
204333	12873	" " " Guard
200581H	12873	" " " Screw
202087	12873	" " " Stop
204795	12873	" " " Stud with 204925

No.	Plate	Name
200366H	12873	Thread Controller Spring Stud Set Screw
204925	12873	Thread Controller Spring Stud Washer
204730	12873	" " Thread Guard
200397H	12873	" " " " Screw
205987	12873	Thread Controller complete, Nos. 200300C, 200581H, 202084, 202098, 204274, 204275 and 204333
204731	12873	Thread Controller and Spring complete, Nos. 204726 and 205987
202412	12869	Thread Guide
204459	12869	" "
204281	12873	" Retainer Guide Wire
202091	12873	" " Sleeve
202092	12873	" " Spring
204058	12873	" " Stud
200368H	12873	" " " Set Screw
204059	12873	Thread Retainer complete, Nos. 202091, 202092 and 204058
234659	12877	Throat Plate, 38 needle holes for needle sizes 23 and 24
203376	12877	Throat Plate Position Pin
200577XC	12877	" " Screw

## ACCESSORIES

No.	Plate	Name
204178	12871	Bobbin (5)
225497	17620	" Case Screw Driver
134 x 1	-----	Needles, six, size 24
228218	17584	Drip Pan with four 3/4 in. wire nails
41400	17620	Machine Rest Pin (wood)
120342	17620	Oiler (copper plated) with 120343
120343	17620	" Spout (3-1/2 in. long)
225498	17620	Screw Driver (7-1/4 in. long)
225554	17620	Wrench (steel)

**BOBBIN WINDER**  
(SWINGING AUTOMATIC, RIGHT HAND)

259428	16615	Brake (leather)
259429	16615	" Clamp
200113F	16615	" " Screw
225453	16615	Frame with 202277 and 259660
225454	16615	" Hinge Pin
202277	16615	" Oil Packing (wick)
259660	16615	" " Well Washer
225455	16615	" Spring
225456	16615	" " Plunger
225368	16615	Pulley with 200380C
200380C	16615	" Set Screw
225381	16615	Spindle
225444	16615	Stop Latch
200056E	16615	" " Screw
225458	16615	" " Thumb Lever
225459	16615	" " " " Hinge Stud
225459	16615	" " " " Joint Stud
202478	16615	" " Trip Lever
200299H	16615	" " " " Hinge Screw
225461	16615	Tension Bracket with 201499H
200082D	16615	" " Screw
228026	16615	" " Washer
2102	16615	" Disc
13710	16615	" Spring
201499H	16615	" Stud
201572H	16615	" " Thumb Nut
225462	16615	Bobbin Winder Tension Bracket complete, Nos. 13710, 201572H, 225461 and two 2102
259430	16615	Bobbin Winder and Tension Bracket Base
259431	16615	Universal Bobbin Winder complete, Nos. 200056E, 200082D, 200113F, 200299H, 202478, 225368, 225381, 225444, 225453 to 225456, 225458, 225462, 228026, 259428 to 259430, two each 225459 and wood screws 3/4 in., No. 12, R.H.B.

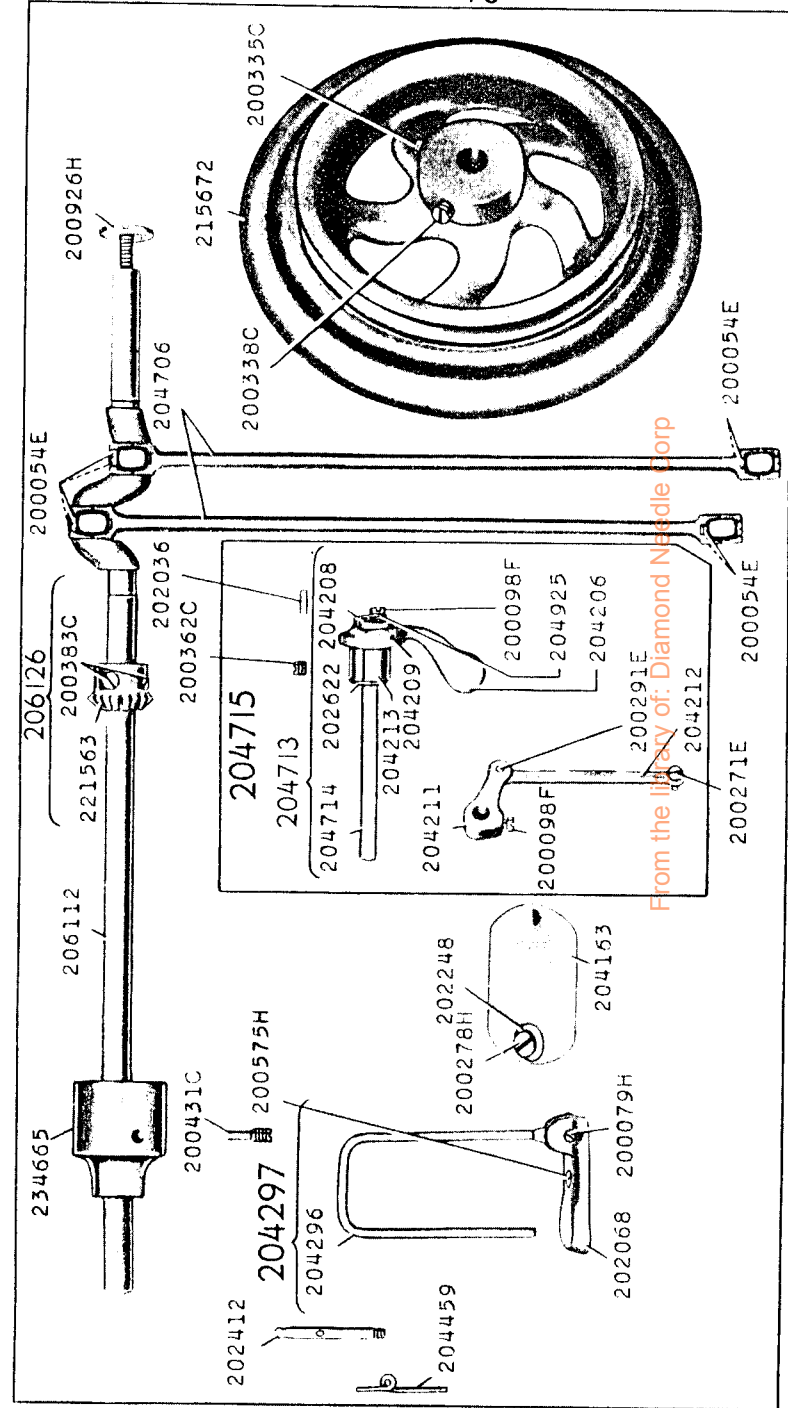
## FOOT LIFTER

227952	17620	Lever (left or right) with 227954
227678	17620	" Chain, 48 in. long with 202784
227954	17620	" " Hook (lower)
202784	17620	" " " (upper)
225016	17620	" Hinge Pin
227953	17620	" Stand with two wood screws 1 in., No. 12
227955	17620	Foot Lifter Lever (left or right) complete, Nos. 225016, 227678, 227952 and 227953

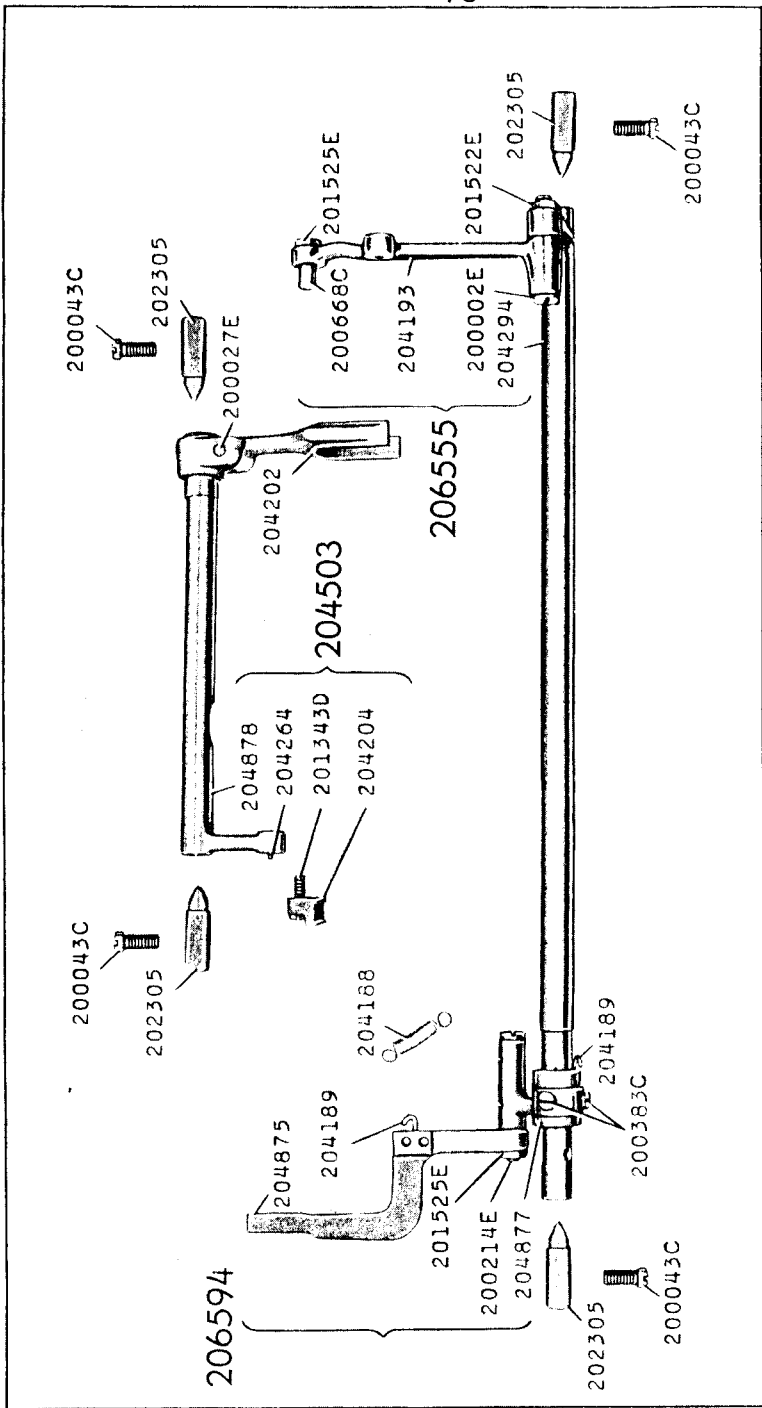


Genuine Singer Needles should be used  
in Singer Machines.  
These Needles and their Containers  
are marked with the  
Company's Trade Mark "SIMANCO." 1

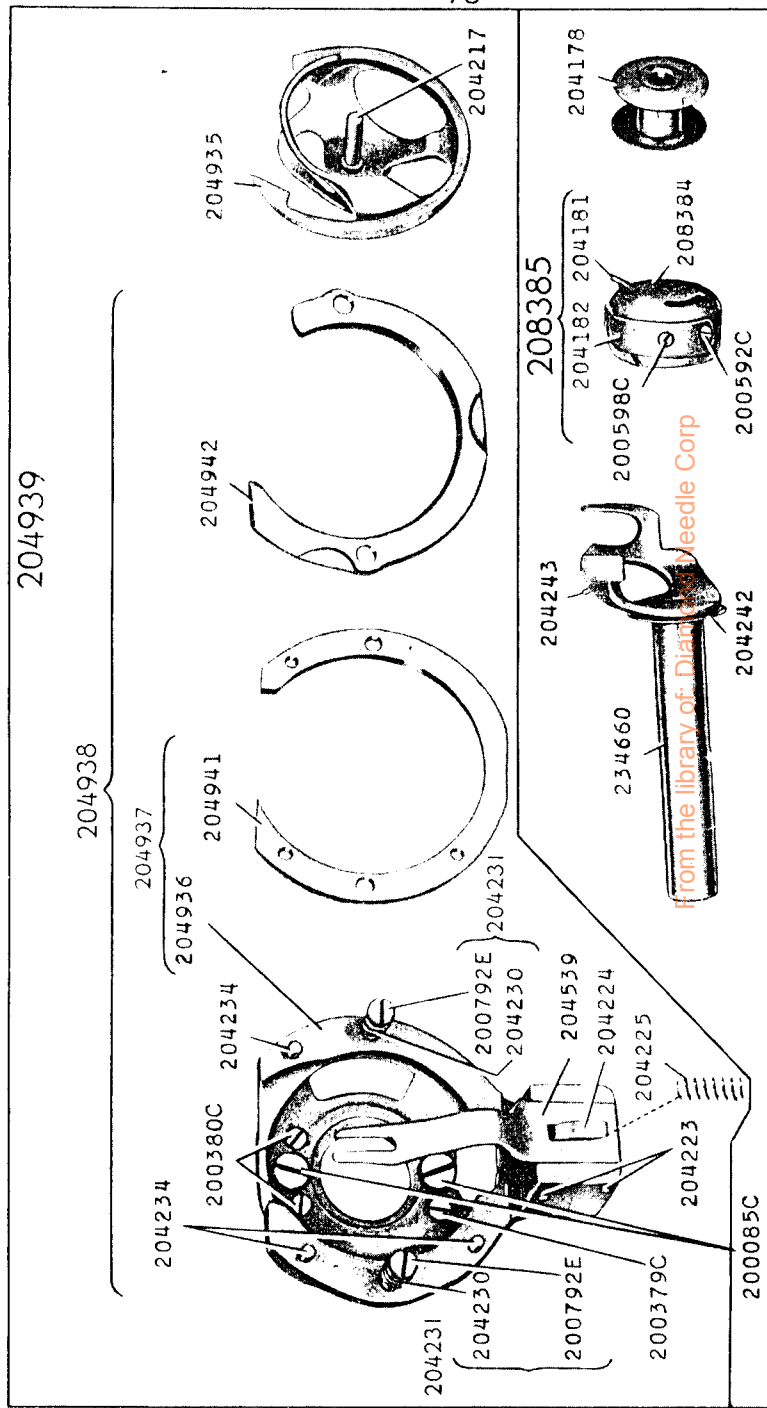
Needles in Containers marked  
"For Singer Machines"  
are not Singer made needles. 2



12870 - 3/8



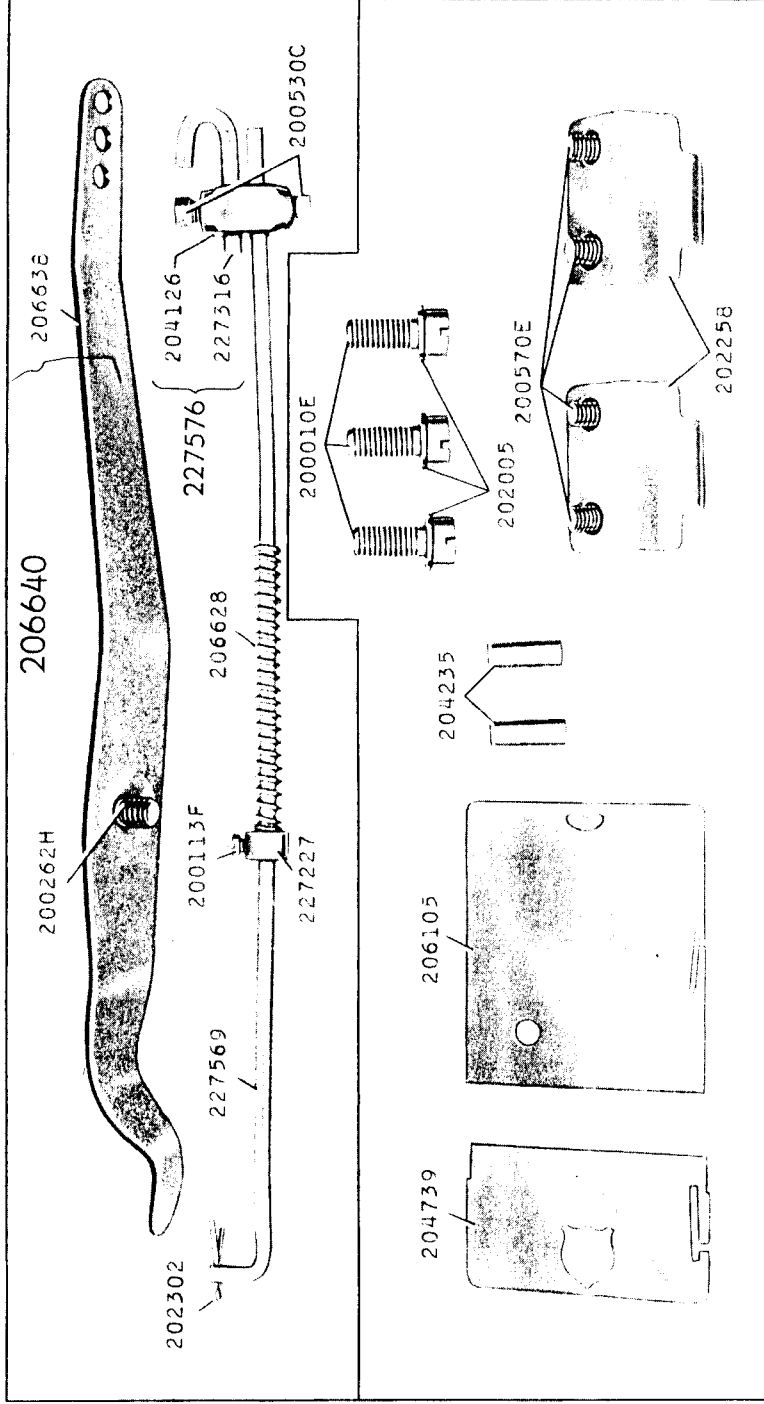
12871 - 5/8








12876 - 1/2



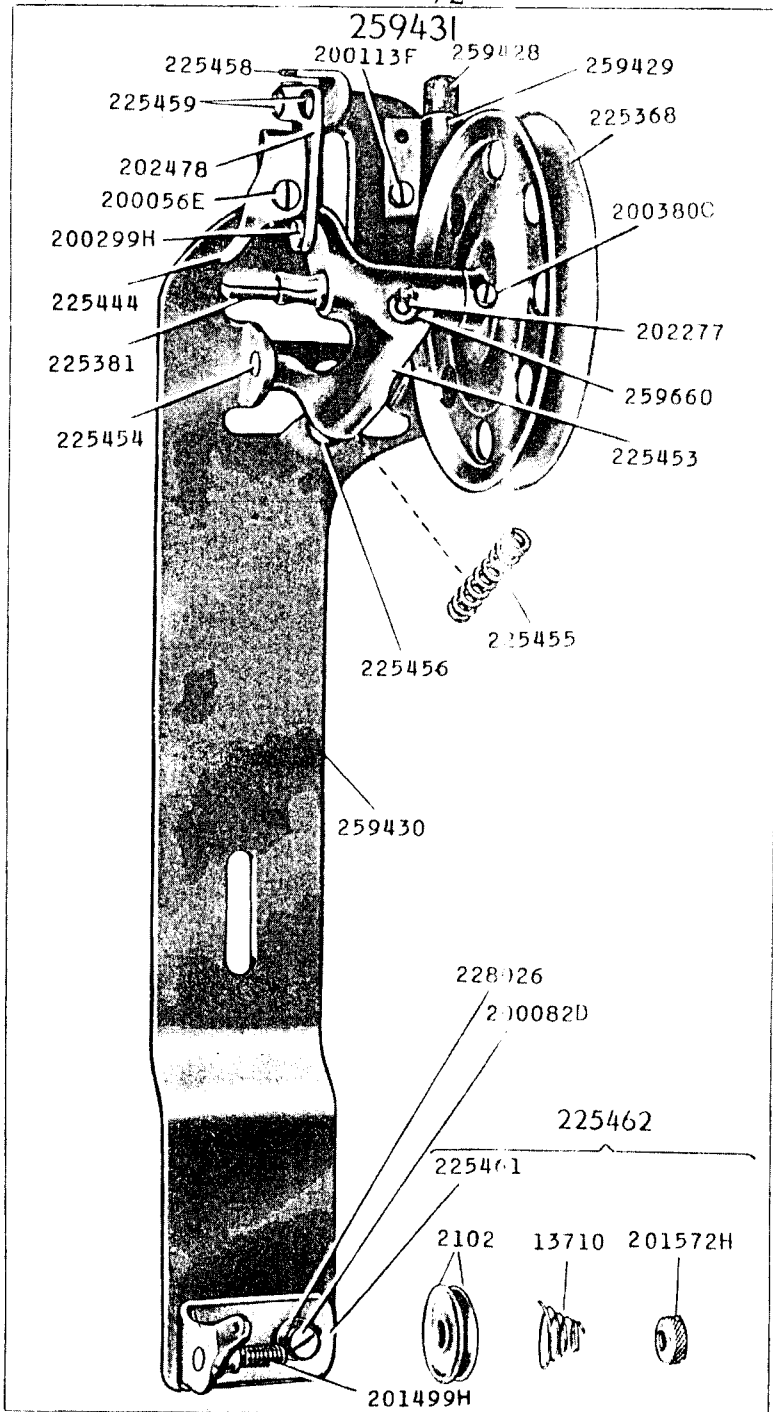
12877




From the library of: Diamond Needle Corp



16615 - 1/2



17584 - 3/8



17620 - 1/3

227955

